

What are mobile apps?

A mobile application, or mobile app, is a type of application software designed to run on a mobile device, such as a smartphone or tablet.

Such mobile apps offer citizen centric services to the population relating to: Agriculture, Economy, Social Services, Entertainment/Games, Music and Fitness apps.

Examples of popular apps on a mobile phone are Facebook, Twitter, WhatsApp, YouTube and Instagram.

What are the apps for Mauritius?

The mobile applications, being rolled out by the Government of Mauritius, are designed to assist the user by providing government specific services.

The apps are:

- Search Gov
- Consumer Rights
- Smart Traffic
- School Companion
- Smart Police
- SME Net
- Emergency Alert App
- Green Living Index
- EEMO
- Family Welfare

How to Install the mobile applications on your mobile phone

Ensure that you are connected to the Internet first (via Wi-Fi or Mobile data).

Method 1

Locate and open the App Store (on iPhone) or Play Store (on Android devices) app on your phone.

You may be prompted to sign in with your Apple/Google credentials. It will also require you to accept the terms and conditions.

You can then use the search feature (magnifying glass) to search for the app you want (e.g. Smart Police).

Tap the “Install” or “Get” to install the app. Your device will then install the app and you can start using it.

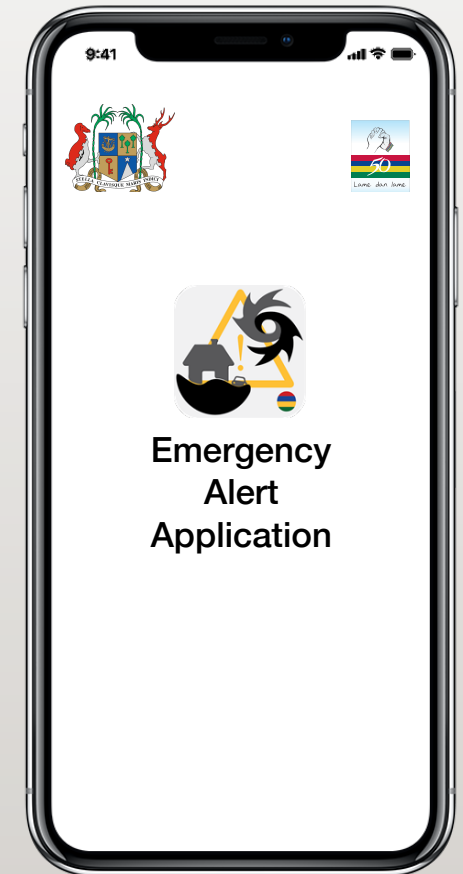
Method 2

You can install any QR Code Reader app on your device, start it up and scan the QR Codes in this leaflet. The image below is an example of a QR Code. It will send you to the Government App Website (mauritiusapps.govmu.org) where you can get more information on the mobile applications:



Nou La Pou Ou!

An initiative of the Ministry of Technology, Communication and Innovation, Mauritius.



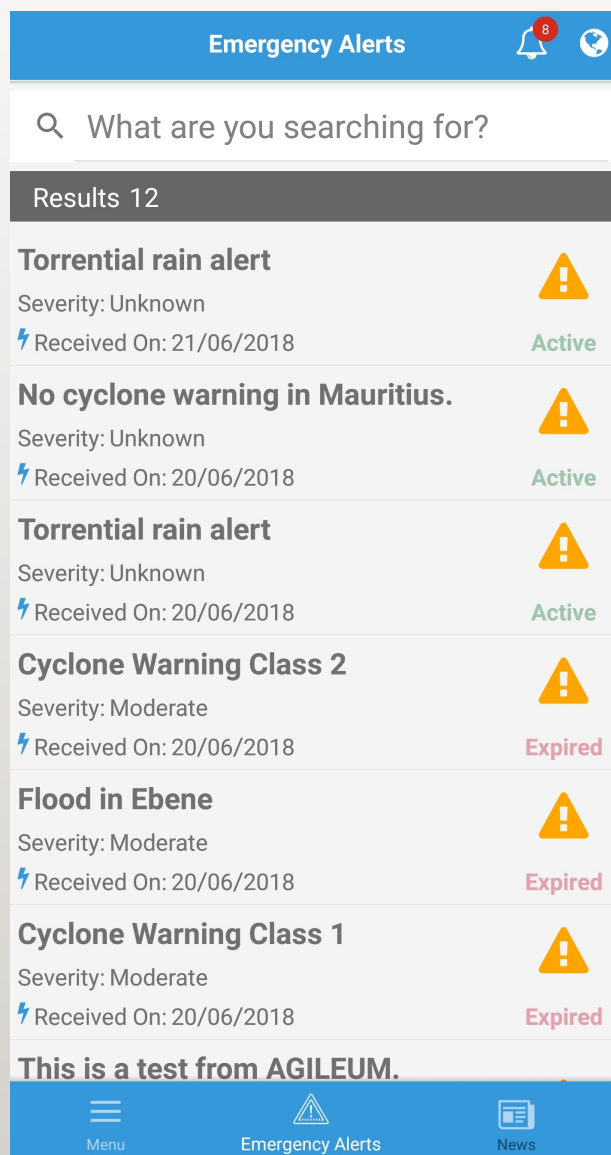
Google Play and the Google Play logo are trademarks of Google LLC.

Apple, the Apple logo, iPhone, and iPad are trademarks of Apple Inc., registered in the U.S. and other countries and regions. App Store is a service mark of Apple Inc.

Emergency Alert App

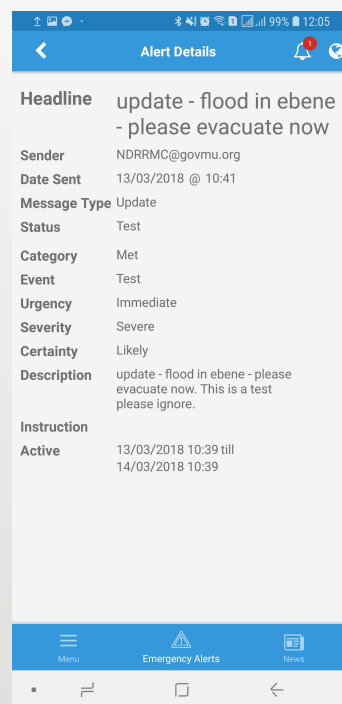


When launching the emergency Alert App, the user is presented with the list of emergency alerts ordered by the latest alert.



Active alerts

The alerts will either be active or expired. When checking for alert, be sure to verify that they are “active”



Updates to previous alerts

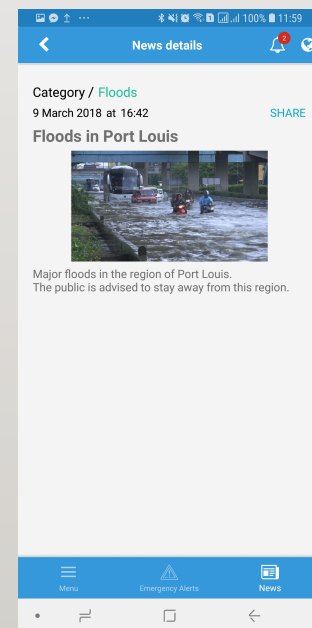
Sometimes, the situation may change rapidly and the authorities will issue updates to alerts. The previous alert can still be accessed in the alert details.

Instructions

When receiving a notification, the first rule of any action is Do not panic!

Read the alert and follow the instructions if it applies to your region.

Important: For the time being, you need to be connected to the Internet to receive the alert. If you are offline, the next time the mobile is connected, all of the missed alerts will appear (but will be marked as expired if the time limit has passed)



Other functionalities

For the time being, only news functionalities are present in the app. The news will allow users to know more about the NDRRMC's activities

The Organisation providing support

Behind the app, is the National Disaster Risk Reduction Management Centre (NDRRMC).

The NDRRMC is responsible for managing any human/natural/other disasters in the Republic of Mauritius

Procedures to download the app

- Visit <https://mauritiusapps.govmu.org/>. Direct links to the apps are available on the site also
- Search for “Emergency Alerts Mauritius” on Play Store or App Store.
- Scan the QR Code below using your QR Code Reader app:



See overleaf for more help in installing the app.